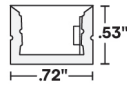





Q-CAP ZALA STATIC COLOR

24VDC Flexible Fixtures



- Flexible encapsulated fixture
- Side bend
- 6" bend radius
- Interior and exterior rated (not including FC)
- Seven different mounting options
- Available in seamless configuration for a continuous line of light
- Utilize clear endcaps for continuous runs
- Pair with BOXA's up/down bend to achieve compound curves
- Do not cut Non-Field Cuttable Q-CAP flexible fixtures
- IK10 impact rated

1	2	3	4	5	6	7	8	9	10	11
PRODUCT	MOUNTING	RATED	CCT	WATTAGE	LENS	WIRE INPUT / OUTPUT	CONNECTOR / WIRE IN	CONNECTOR / WIRE OUT	END CAPS	LENGTH
ZALA-SC				5.0				N/A		48"

Sample Part Number: **ZALA-SC-PPS-2-DRY-G-5.0-ENC/TL-P1-BW-BW-N/A-48"-E**

1

PRODUCT

ZALA-SC

See last page for compatible power supplies.

2

MOUNTING

RLC

MC

SGC

PPS-2

PPS-96

PPS-LP-2

PPS-LP-96

WSC

BN-SB-SST-16'

BN-SB-SST-32'

BN-SB-WH-16'

BN-SB-WH-32'

Rigid Lock Channel

Magnetic Clip

Side Graze Channel

PVC Clip

PVC Channel

PVC Low Profile Clip

PVC Low Profile Channel

White Snug Clip

16' BENDIT Side Stainless Steel Channel

32' BENDIT Side Stainless Steel Channel

16' BENDIT Side White Channel

32' BENDIT Side White Channel

White snug clip only for indirect cove use, not intended for hanging fixtures upside down.

3

RATED

DRY

WET

IP20

IP67

4

CCT

A

B

G

R

Amber

Blue

Green

Red

5

WATTAGE

5.0

5.0W-VHO

VHO: Very High Output

6

LENS

ENC/CL

ENC/TL

Encapsulated in Clear

Encapsulated in Translucent

For representation of LED visibility, see Diode Visibility section on following pages

7

WIRE INPUT/OUTPUT

S1

S2

S3

S4

S5

S6

Single 1 (Input only) - End Feed

Single 2 (Input only) - Bottom Feed

Single 3 (Input only) - Left Side Feed

Single 4 (Input only) - Right Side Feed

Single 5 (Input only) - Seamless Feed

Single 6 (Input only) - Seamless Feed

8

CONNECTOR/WIRE IN

BW

BRL

CON6

CON24

Bare Wire (Standard 24")

Barrel

Connector 6"

Connector 24"

BW: Standard length is 24". Max length is 120". Request custom length by writing in part number next to BW (example: BW48)

9

CONNECTOR/WIRE OUT

N/A

Closed End (No feed)

10

END CAPS

CL

WH

Clear

White

11

LENGTH

48"

Optimal

Minimum length is 12", maximum length is 191" not including end caps. Contact us for lengths under 12". Available in 2" increments.

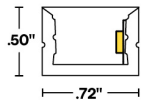
5 year warranty | Side Bend | Data subject to change, all data has +/- 5% tolerance | Ambient or mounting surface must not be lower than -4°F or higher than 108°F | Patent # D872,931 S | Only FC fixtures are Field-Cuttable per installation instructions | Field Cuttable is not returnable or refundable after it has been cut



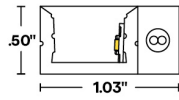
Q-CAP ZALA STATIC COLOR

24VDC Flexible Fixtures

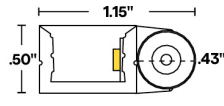
1 PRODUCT - DIMENSIONS



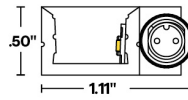
Profile
(Standard)



Profile
(Seamless bare wire)



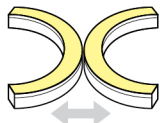
Profile
(Seamless barrel)



Profile
(Seamless CON6-24)

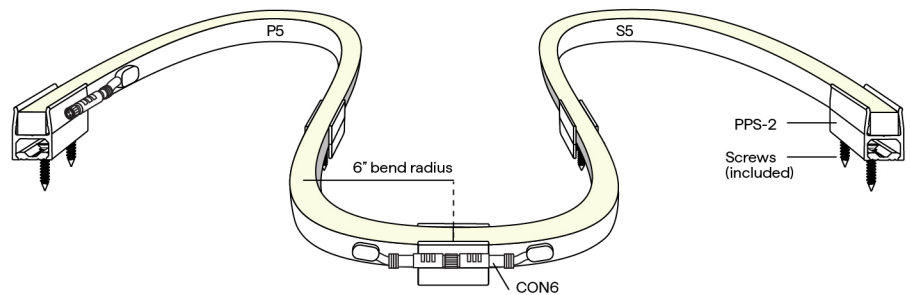
BEND RADIUS

Side Bend



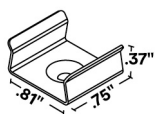
6" bending radius

FLEXIBILITY



2 MOUNTING

WSC

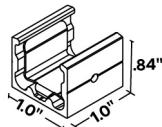


White Snug Clip
Indirect uplight

To order separately use WSC

Each clip comes with a #6x5/8 flat screw

RLC

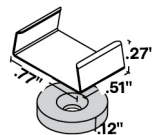


Rigid Lock Channel

To order separately use RLC

Each clip comes with a #6x5/8 flat screw

MC

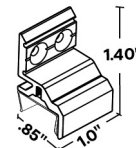


Magnetic Clip
Cove use only

To order separately use MC

Each clip comes with a #6x5/8 flat screw

SGC

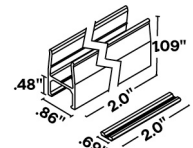


Side Graze Clip

To order separately use SGC

Each clip comes with a #6 x5/8 flat screw

PPS-2



PVC Mounting Clip

To order separately use ZALA-PPS-2



Q-CAP ZALA STATIC COLOR

24VDC Flexible Fixtures

MOUNTING CONTINUED

PPS-96

96" straight linear run

To order separately use ZALA-PPS-96

Each clip comes with a #8" flat screw

PPS-LP-2

Low profile PVC Mounting Clip

To order separately use ZALA-PPS-LP-2

PPS-LP-96

Low profile PVC channel 96" straight linear run

To order separately use ZALA-PPS-LP-96

Each clip comes with a #8" flat screw

BN-SB

BENDIT Channel
Horizontal Stainless Steel Flexible Channel

Continuous mounting solution for flexible fixtures, 16' or 32' field cuttable lengths

To order separately use either STND-QCAP-BN-SB-SST-16', STND-QCAP-BN-SB-SST-32', STND-QCAP-BN-SB-WH-16', or STND-QCAP-BN-SB-WH-32'

64 #4-40 1/2" screws provided per 16'

4 / 5 DELIVERED LUMENS

[Calculated L70 = 40000 hrs]
Tested with ZALA-SC-WSC-DRY

CCT	5.0W/FT			
	ENC/CL		ENC/TL	
	LM	Wavelength	LM	Wavelength
Red	101	633	75	633
Green	439	519	302	520
Blue	109	468	66.6	467
Amber	94	594	66.1	594

6 DIODE VISIBILITY

ENC/CL - Clear encapsulation

ENC/TL - Translucent encapsulation

BUG RATING

WATTAGE	B	U	G
5.0 (RED, AMBER, BLUE), 5.0 ENC/TL (ALL CCTs & COLORS)	B0	U1	G0
5.0 ENC/CL (GREEN)	B0	U1	G1

TEMPERATURE RATINGS

	5.0 W/FT	
	Min	Max
Ambient Operating Temp - Surface	-4°F	115°F
Storage Temp	-4°F	140°F
Installation Temp	50°F	100°F

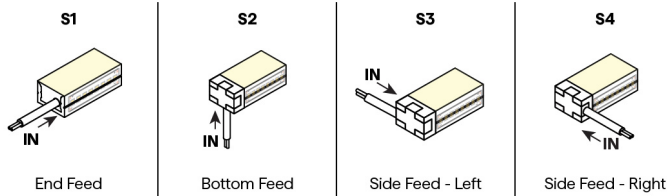


Q-CAP ZALA STATIC COLOR

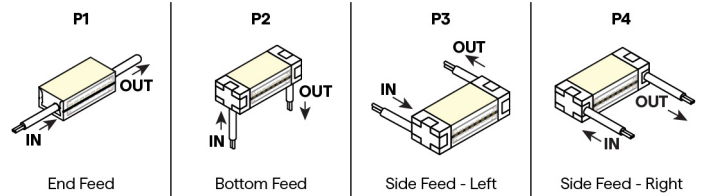
24VDC Flexible Fixtures

7 WIRE INPUT/OUTPUT

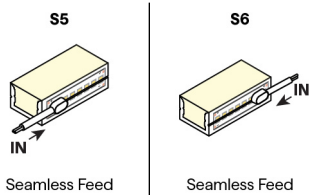
SINGLE (Input only)



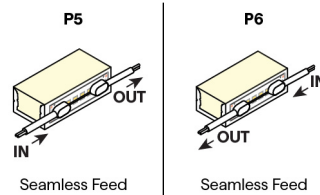
PASS THROUGH (Input/Output)



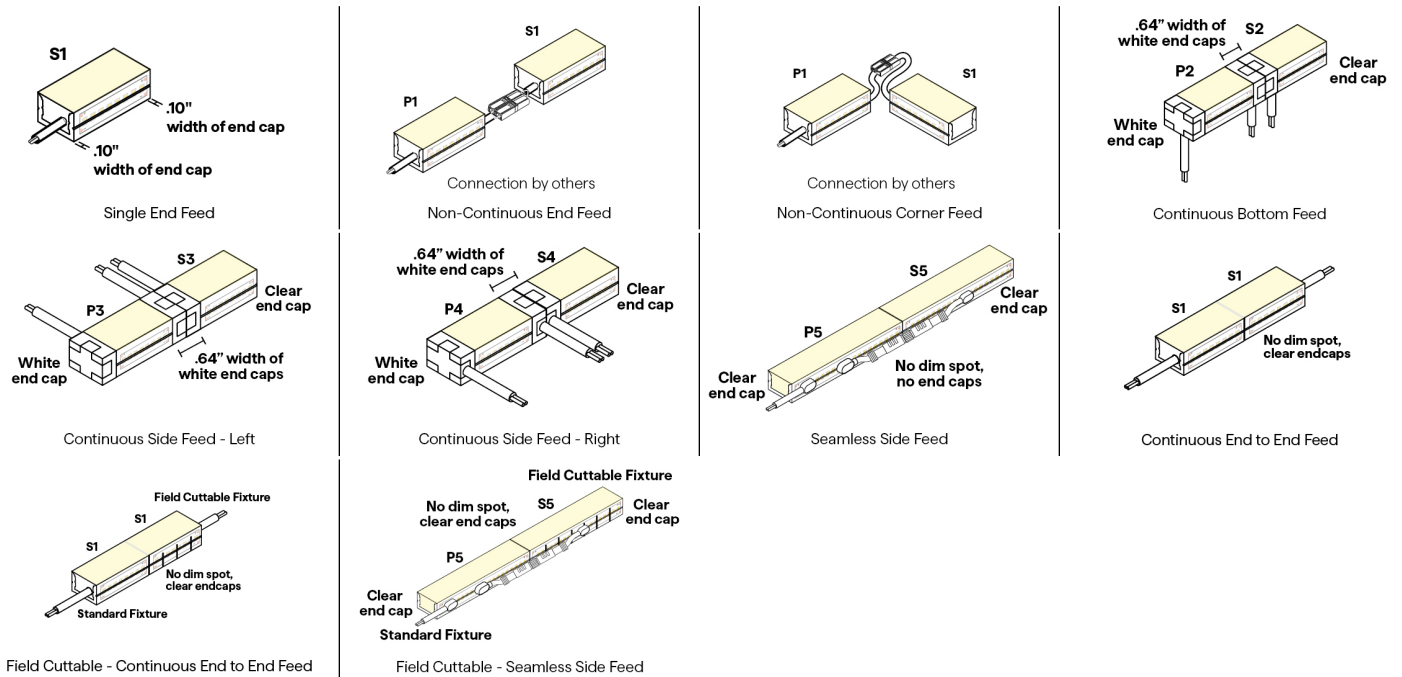
SEAMLESS SINGLE (Input only)



SEAMLESS PASS THROUGH (Input/Output)



CONFIGURATION OPTIONS

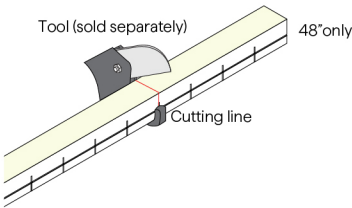




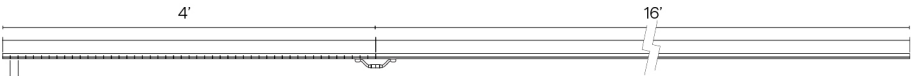
Q-CAP ZALA STATIC COLOR

24VDC Flexible Fixtures

FIELD CUTTABLE MARKING



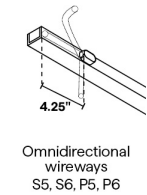
Field cuttable fixtures are sold in 4' increments and go at the end of a run, allowing for easy field adjustment



Note: Only FC fixtures are field cuttable — Do not attempt to cut non FC fixtures.
Cut only on the marked cut lines. Only cut from non-feed end. Do not attempt to cut while power is on.

SEAMLESS

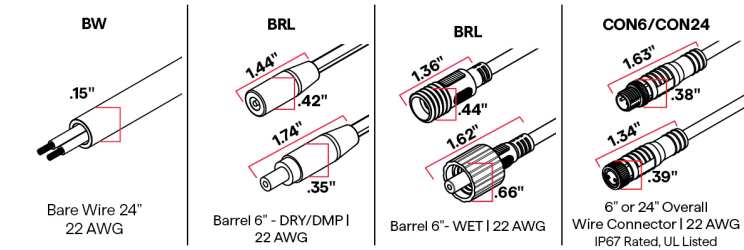
Shown with bare wire, connectors vary



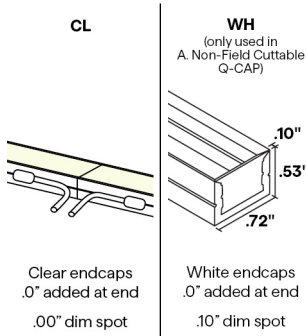
Omnidirectional wireways
S5, S6, P5, P6

8 / 9 CONNECTOR/WIRE - IN/OUT

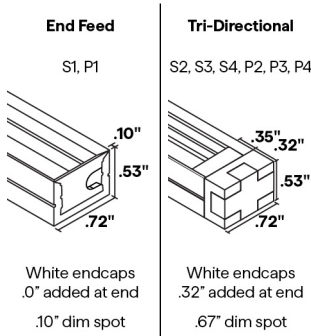
Connector/Wire In or Out not needed to specify product. Typical selection is S1 for Wire Input/Output, BW for Connector/Wire In, N/A for Connector/Wire Out, and WH for End Caps



10 END CAPS (NO FEED)

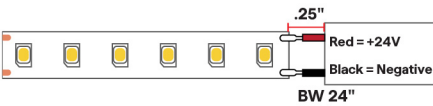


END CAPS (WITH FEED)



11 LENGTH - WIRING DETAIL

Available in 2 inch increments 12 inch-191 inch






Q-CAP ZALA STATIC COLOR

24VDC Flexible Fixtures

12 EXACT/OPTIMAL FIXTURE LENGTH



Exact fixtures are the exact length specified. Optimal fixtures' length is rounded down based on LED cut points to allow the fixture to be illuminated end to end. For runs with multiple fixtures that need to fill a specific length, it's recommended to order all optimal fixtures with an exact fixture at the end of the run.











SC LENGTHS BY INCH

Available in any length in between 12" and 191", chart below shows example lengths. Exact fixtures are the length specified. Optimal fixtures' length is rounded down with illumination end to end. All fixtures' tolerance is +0 - 1/8". Consult factory for lengths under 12".

EXACT LENGTH

Requested Length	Potential dim spot on either end of fixture with S1 wireway
12"	1"
13"	.5"
14"	1"
15"	.5"
16"	1"
17"	.5"
18"	1"
19"	.5"
20"	1"
21"	.5"
22"	1"
23"	.5"
24"	1"
36"	1"
48"	1"
60"	1"
72"	1"
84"	1"
96"	1"

OPTIMAL LENGTH: highlighted rows are closest to requested nominal length

Requested Nominal Length	S1	S2	S2 & S3 & S4		P1	P2	P2 & P3 & P4		P4	S5 & S6 & P5 & P6	
	S1	S2	S3	S4	P1	P2	P3	P4	S5	P5	
											
12"	10.45"		10.60"		10.70"		11"			10.20"	
13"	12.45"		12.60"		12.70"		13"			12.20"	
14"	12.45"		12.60"		12.70"		13"			12.20"	
15"	14.45"		14.60"		14.70"		15"			14.20"	
16"	14.45"		14.60"		14.70"		15"			14.20"	
17"	16.45"		16.60"		16.70"		17"			16.20"	
18"	16.45"		16.60"		16.70"		17"			16.20"	
19"	18.45"		18.60"		18.70"		19"			18.20"	
20"	18.45"		18.60"		18.70"		19"			18.20"	
21"	20.45"		20.60"		20.70"		21"			20.20"	
22"	20.45"		20.60"		20.70"		21"			20.20"	
23"	22.45"		22.60"		22.70"		23"			22.20"	
24"	22.45"		22.60"		22.70"		23"			22.20"	
36"	34.45"		34.60"		34.70"		35"			34.20"	
48"	46.45"		46.60"		46.70"		47"			46.20"	
60"	58.45"		58.60"		58.70"		59"			58.20"	
72"	70.45"		70.60"		70.70"		71"			70.20"	
84"	82.45"		82.60"		82.70"		83"			82.20"	
96"	94.45"		94.60"		94.70"		95"			94.20"	



Q-CAP ZALA STATIC COLOR

24VDC Flexible Fixtures

COMPATIBLE POWER SUPPLIES

See power supplies cut sheets for more information. Data subject to change, all data has +/- 5% tolerance.

DIM TO LEVEL	INDOOR	OUTDOOR
	SC	SC
Dim to Black	Q6M-DC+CAP QTM-DC+CAP iQ-PH+QD1	QOM-DC+CAP QOM-PH
0.1%	QT-CAB-QZ-PH/0-10V QT-CAB-eLED+0-10V QT-CAB-eLED+0-10V-AWN QT-CAB-eLED+DALI-DT6 QT-CAB-eLED+DALI-DT6-AWN QTM-eLED+0-10V QTM-eLED+0-10V-AWN QTM-eLED+DALI-DT6 QTM-eLED+DALI-DT6-AWN QZ-BOWTIE+DIMMER QZ-DMX QZ-PH/0-10V QZ-STICK-PH/0-10V QZLP	Q-SET-QZ-DMX Q-SET-QZ-PH/0-10V Q-SET-eLED+0-10V QOM-eLED+0-10V QOM-eLED+DALI-DT6 QOM-eLED+PS-DALI-DT6 QZ-DMX QZ-PH/0-10V
1%	QTM-eLED(E) QZ-DALI-DT6	Q-SET+QZ-DALI-DT6 QZ-DALI-DT6
10%	Non-Dim Power Supply with SW App Dongle	









DIMMING PROTOCOL	INDOOR	OUTDOOR
	SC	SC
Non-Dim	QT-CAB-eLED-ND QTM-eLED-ND QZ-ND	Q-SET-QZ-ND Q-SET-eLED-ND QOM-eLED-ND QZ-ND
Phase	Q6M-DC+CAP QT-CAB-QZ-PH/0-10V QTM-DC+CAP QTM-eLED(E) QZ-BOWTIE+DIMMER QZ-PH/0-10V QZ-STICK-PH/0-10V QZLP iQ-PH+QD1	Q-SET-QZ-PH/0-10V QOM-DC+CAP QOM-PH QZ-PH/0-10V
0-10V	QT-CAB-QZ-PH/0-10V QT-CAB-eLED+0-10V QT-CAB-eLED+0-10V-AWN QTM-eLED+0-10V QTM-eLED+0-10V-AWN QZ-PH/0-10V QZ-STICK-PH/0-10V QZLP	Q-SET-QZ-PH/0-10V Q-SET-eLED+0-10V QOM-eLED+0-10V QZ-PH/0-10V
Lutron Athena	QT-CAB-eLED+0-10V-AWN QT-CAB-eLED+DALI-DT6-AWN QTM-eLED+0-10V-AWN QTM-eLED+DALI-DT6-AWN	
ECO System	QTM-eLED(E)	
DMX	QZ-DMX	Q-SET-QZ-DMX QZ-DMX
DALI-2: DT6	QT-CAB-eLED+DALI-DT6 QT-CAB-eLED+DALI-DT6-AWN QTM-eLED+DALI-DT6 QTM-eLED+DALI-DT6-AWN QZ-DALI-DT6	Q-SET+QZ-DALI-DT6 QOM-eLED+DALI-DT6 QZ-DALI-DT6
SCENE App Dimmed	Non-Dim Power Supply with SW App Dongle	







Q-CAP ZALA STATIC COLOR

24VDC Flexible Fixtures

COMPATIBLE MOUNTING ACCESSORIES

Q-ANGLE  Adjustable mounting accessory	NJ-LARGE  J Mounting Bracket	NU-LARGE  U Mounting Bracket	SD-J-LARGE  J Mounting Bracket	BL-LARGE  Backwards L Mounting Bracket	NL-LARGE  L Mounting Bracket	SD-L-LARGE  L Mounting Bracket	iq-QCAP-UNV-CUTTER  QTL recommended FC Cutter
--	--	--	--	--	--	---	---

COMPATIBLE WIRING ACCESSORIES

Q-mini-J  UL Listed, miniature junction box, DRY/DMP (WET rated with silicone)	Q-mini-J5  UL Listed, miniature junction box, DRY/DMP (WET rated with silicone)	BARREL-EXT  8ft barrel cable extender DRY ONLY	BARREL FOUR-FER  Splits lead from one to four LED Barrel connector fixtures, DRY/DMP	CON120-EXT  10ft Con cable extender DRY/DMP/WET	CON FOUR-FER  Splits lead from one to four LED Con connectors DRY/DMP/WET
--	---	---	--	--	--

COMPATIBLE APPS

NFC APP

Read and write DMX addresses and adjust voltage